

Q07 PLASTIC RECTANGULAR SERIES

ARTICLE PROPERTIES

SENSOR TYPE	Capacitive sensor	CONNECTION TYPES (<i>see table</i>)	
SIZE	30 x 50 x 7 mm	• cable	PVC, 0.25 mm ² , 2 m**
RATED OPERATING DISTANCE	<i>see table</i>		
NUMBER OF CONDUCTORS	3-wire (<i>see table</i>)	** other cable lengths are available on request	

MECHANICAL DATA

MOUNTING (mounting nuts included in delivery)	non-flush (<i>see table</i>)
HOUSING	rectangular
MATERIAL HOUSING	PBT
MATERIAL SENSING SURFACE	PBT
TIGHTENING TORQUE LOCKING	1 Nm
STANDARD TEST	FE360

ELECTRICAL DATA

OPERATING VOLTAGE	DC: 10 ... 30 V DC
RATED OPERATING CURRENT	3-wire: ≤ 200 mA
SWITCHING FREQUENCY	<i>see table</i>
SWITCHING OUTPUT	<i>see table</i>
FUNCTION INDICATOR	yellow LED
HYSTERESIS	3 ... 15 %
TEMPERATURE DRIFT	±10 %
SHORT-CIRCUIT PROTECTION	yes
OVERLOAD RESISTANCE	yes
REVERSE POLARITY PROTECTION	yes

ENVIRONMENTAL CONDITIONS

PROTECTION CLASS	IP67	VIBRATION RESISTANCE (EN 60068-2-27)	50 Hz, 1 mm
AMBIENT TEMPERATURE	-25 ... 70 °C	SHOCK RESISTANCE (EN 60068-2-6)	30g/11 ms

STANDARDS AND DIRECTIVES

LOW-VOLTAGE SWITCHGEAR AND CONTROLGEAR	DIN EN IEC 60947-5-2:2021-04
---	------------------------------

APPROVALS



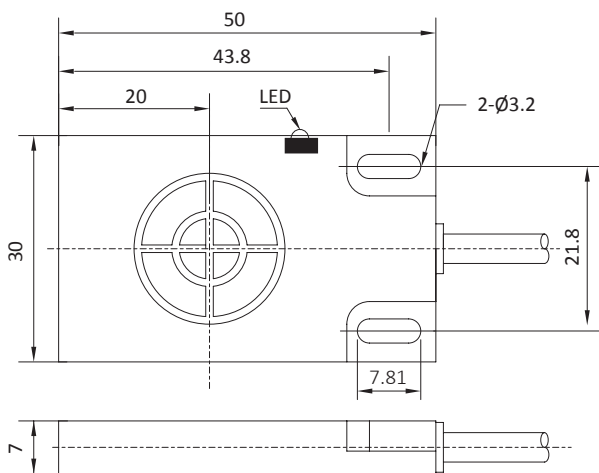
Q07 PLASTIC RECTANGULAR SERIES

DC 3-WIRE OUTPUT CABLE

Article number	Mounting	Rated operating distance Sn	Switching output (wiring diagram)	Switching frequency	Dimensions
NC8-Q07-OP6L	non-flush	8 mm	PNP NO (WD5)	30 Hz	see Fig. 1
NC8-Q07-ON6L	non-flush	8 mm	NPN NO (WD6)	30 Hz	see Fig. 1
NC8-Q07-CP6L	non-flush	8 mm	PNP NC (WD7)	30 Hz	see Fig. 1
NC8-Q07-CN6L	non-flush	8 mm	NPN NC (WD8)	30 Hz	see Fig. 1

DIMENSIONS

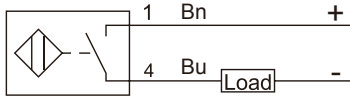
Fig. 1 Capacitive sensor with cable (non-flush)



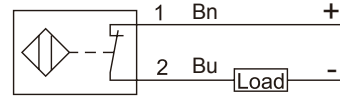
Q07 PLASTIC RECTANGULAR SERIES

WIRING DIAGRAMS (Note: 1 / 2 / 3 / 4 connector and terminals pin number Bn / Bu / Wh / Bk cable color)

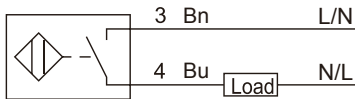
WD1 DC 2-wire NO



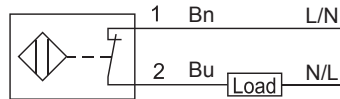
WD2 DC 2-wire NC



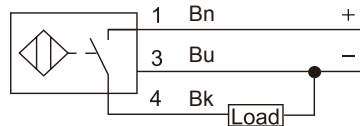
WD3 AC 2-wire NO



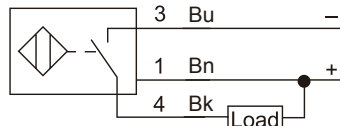
WD4 AC 2-wire NC



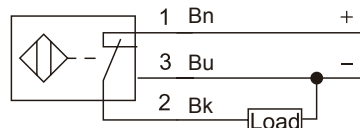
WD5 DC 3-wire PNP NO



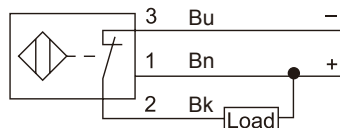
WD6 DC 3-wire NPN NO



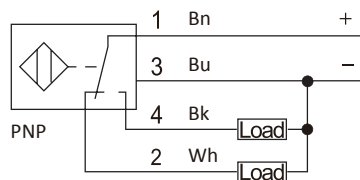
WD7 DC 3-wire PNP NC



WD8 DC 3-wire NPN NC



WD9 DC 4-wire PNP NO + NC



WD10 DC 4-wire NPN NO + NC

